


TOSHIBA



Stable Power Inverter

An energy-saving
air conditioner that's
a class apart!

SPI CLASSIC

INTRODUCING A STABLE POWER INVERTER FOR LIGHT COMMERCIAL USE

A compact, energy-saving air conditioner, the new SPI Classic comes with a 4-way cassette and duct ideal for light commercial use. Its compact size makes it easily installable in small spaces like retail stores, restaurants, etc. The SPI's USP lies in its high Energy Efficiency Ratio (EER) and reduced refrigerant volume.



Environment-friendly
R32 refrigerant



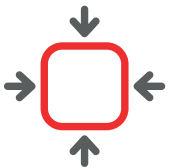
2 - 6 HP
capacity range



High energy efficiency
with ISEER value up to 4.42



High reliability and
durability



Compact &
lightweight CDU



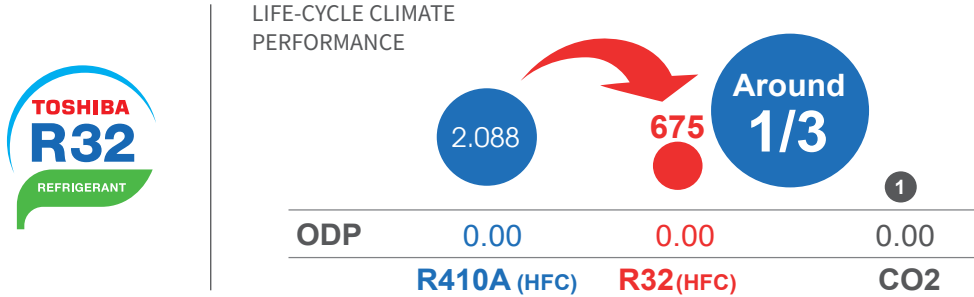
IDU designed for
maximum comfort



ENVIRONMENT-FRIENDLY

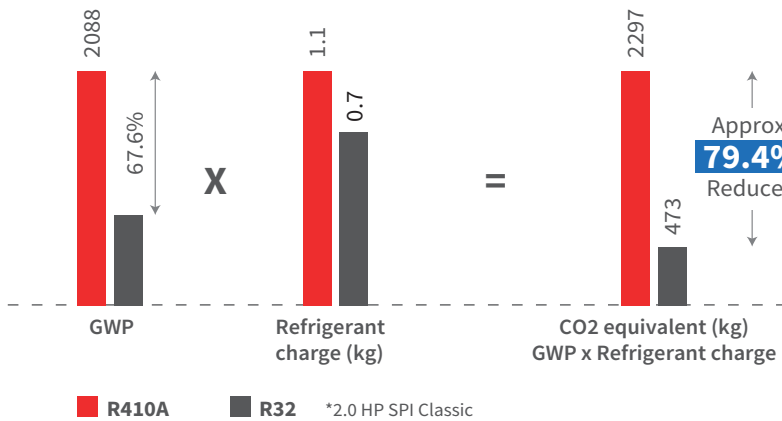
SPI R32 TO REDUCE GWP

New generation of Toshiba SPI uses the new R32 refrigerant with low GWP (Global Warming Potential).




Lower GWP refrigerant means that the product will have a much lower impact on the climate.

Low GWP R32 refrigerant, combined with 36% reduction of refrigerant charge, allows to reduce the total equivalent CO2 by **79.4%** of the system.*



HIGH ENERGY PERFORMANCE

SPI's low power consumption gives it a high ISEER value, thus facilitating energy-optimal performance.



ENDURING DURABILITY

HIGH DURABILITY OF HEAT EXCHANGER

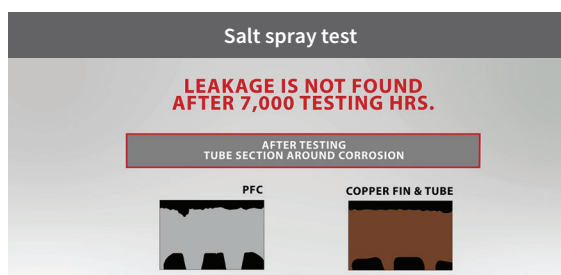
Special design of Toshiba aluminum alloy heat exchanger makes the SPI R32 product resistant to corrosion, making it highly durable.

Aluminum general alloy is used for making the heat exchanger fin while aluminum special alloy is used for the heat exchanger tube. Incorporating this design in the SPI Classic has reduced the corrosion rate and expanded the life of the product.

Additionally, the corrosion test results confirmed that the durability of the Toshiba aluminum alloy heat exchanger is at a similar level as a copper heat exchanger.



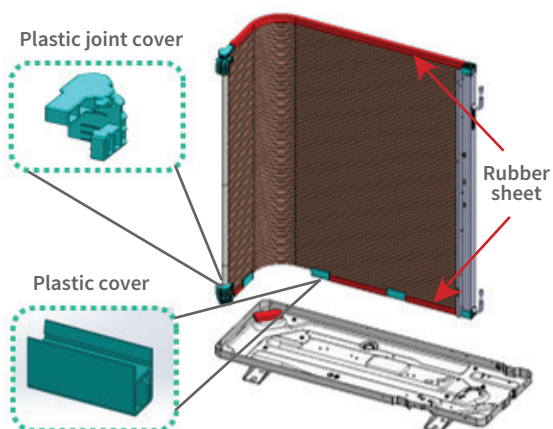
Aluminum general alloy fin acts as a sacrifice material protecting the aluminum special alloy tube from corrosion



Test results show similar levels between Toshiba aluminum alloy heat exchanger, copper fin and tube heat exchanger

INSTALLATION OF PLASTIC JOINT COVER AND RUBBER SHEET


The installation of a plastic joint cover and a rubber sheet between the aluminium alloy heat exchanger and the steel part in the outdoor unit helps achieve longer lifetime operation. This also reduces corrosion.



HIGH RELIABILITY

PROTECTION CIRCUIT ON CONTROL BOARD

SPI has a protection circuit* to protect the PC board under unstable power supply and a function that detects miswiring of the power supply.



Protection circuit



Black out



Unstable power supply




Temporary lower voltage

*Applicable for 3Phase products

SEALED-UP INVERTER BOX

The SPI inverter box is fully sealed up in order to avoid malfunction due to sand & dust particles, and small animals.



Inverter box



Sand particles



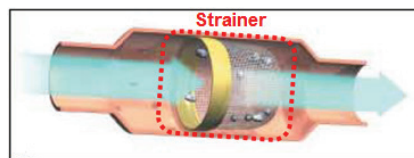
Dust particles



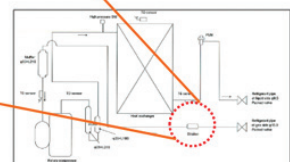
Small animals

STRAINER IN PIPE SYSTEM

SPI has a strainer in the pipe system to remove dust and metal-abrasion powder.



Refrigerant cycle diagram




COMPACT AND INSTALLER-FRIENDLY CDU

COMPACT SIZE AND LIGHT WEIGHT

SPI R32 is made with aluminum alloy to make it light weight.



2 HP to 3 HP



4 HP to 6 HP



Less than 900mm up to 6 HP, the SPI is extremely compact and can be installed in very small places. In addition, chassis under 6 HP are less than 53kgs.

INSTALLER-FRIENDLY



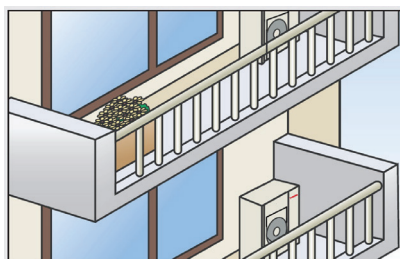

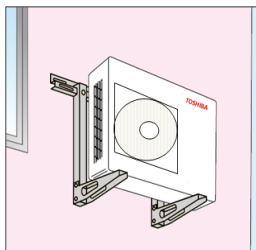
The outdoor unit is easy to install on the wall via racks



It is possible to reuse the pipe as the working pressure for R410A and R32 are similar



Easy to carry and transport



APPLICATION AREA

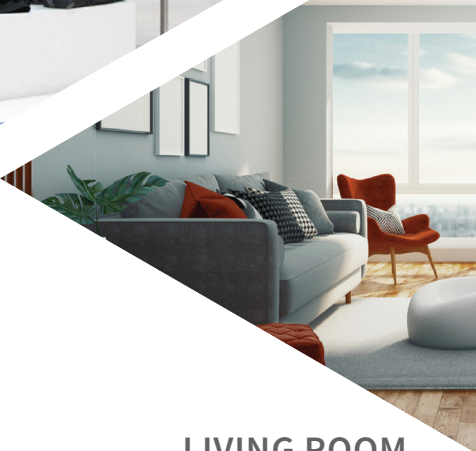
RETAIL




RESTAURANT



LIVING ROOM



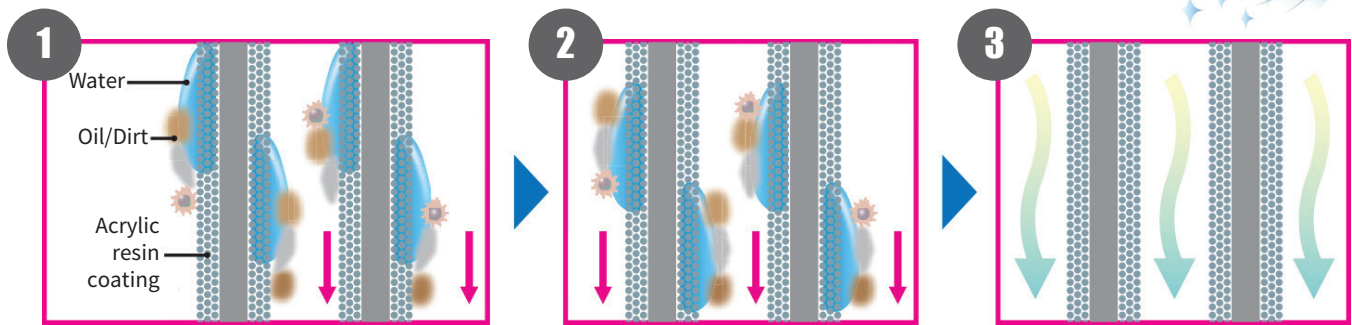
OFFICE



IDU DESIGNED FOR MAXIMUM COMFORT

SELF-CLEAN OPERATION

The self-cleaning mechanism of the acrylic resin-coated indoor unit's fins ensures clean and fresh air indoors.
 ACRYLIC RESIN-COATED HEAT EXCHANGER



The acrylic resin coat prevents dirt and oil from sticking to the fins




The dew condensation water flushes out dirt and oil



The self-cleaning operation inhibits the propagation of mold after washing

HIGHER ACCURACY OF ADJUSTMENT OF THE INDOOR AIRFLOW

Through a 5-step airflow, the SPI can control the wind strength with higher accuracy.*



RBC-AMSU51-EN



RBC-ASCU11-E

These remote controllers are optional accessories.

*This function is available with a wireless remote controller and a wired remote controller named RBC-AMSU51-EN and RBC-ASCU11-E respectively.



AUTO-RESTART FUNCTION

For stable operation in areas with unstable electricity, SPI has a standard auto-restart function for seamless continuity in blackout situations.

TEMP. 24°C
High



Post power failure recovery



TEMP. 24°C
High

SPI ensures that its operations continue as per the previous state

4-WAY CASSETTE

The 4-way cassette is designed to provide uniform air distribution and total comfort. It is the ideal solution for light commercial applications.

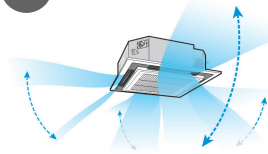
COMFORT

The angles of each louver can be set individually

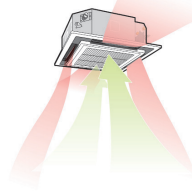


Individual setting of louver position: 3 different swing modes

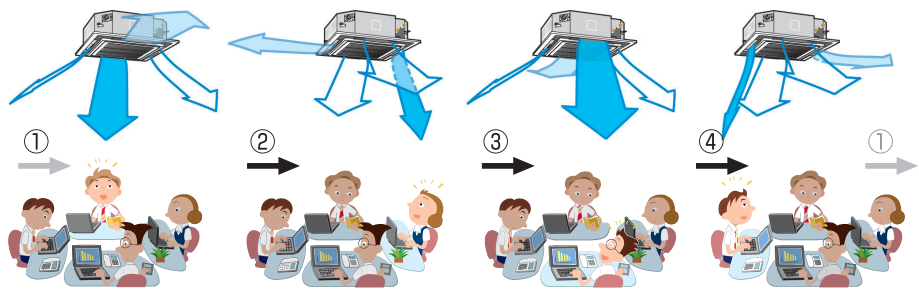
1 STANDARD



2 DIAGONALLY OPPOSITE

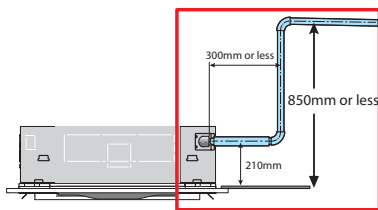


3 TURN-AROUND




FLEXIBILITY

Built-in high-lift drain pump



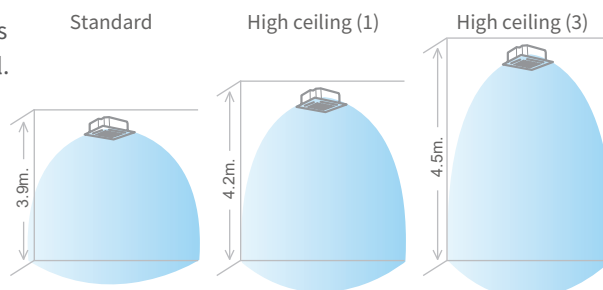
CLEANLINESS

Built-in silver glass (anti-bacteria treatment) on the drain pump lid to prevent the growth of bacteria and mould in the drain pan. This increases cleanliness and reduces bad odour emanating from the drain water.



SUITABLE FOR HIGH CEILINGS

Even in spaces with high ceilings, comfortable airflow is carried down to the floor level.



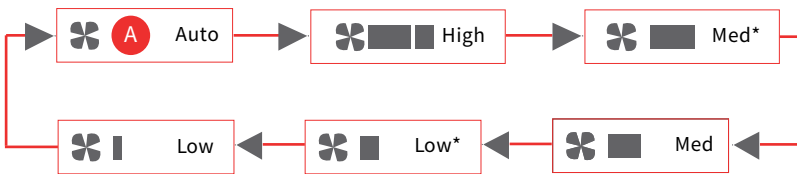
When the 4-way discharge direction is selected, a ceiling up to 4.5m in height can be accommodated (6 HP).

CONCEAL DUCT TYPE

Whatever the shape of the room, this flexible model ensures a uniform temperature and air distribution for optimal end-user comfort.

COMFORT

5 fan speeds for airflow selection




RBC-AMSU51-EN



RBC-ASCU11-E

These remote controllers are optional accessories.

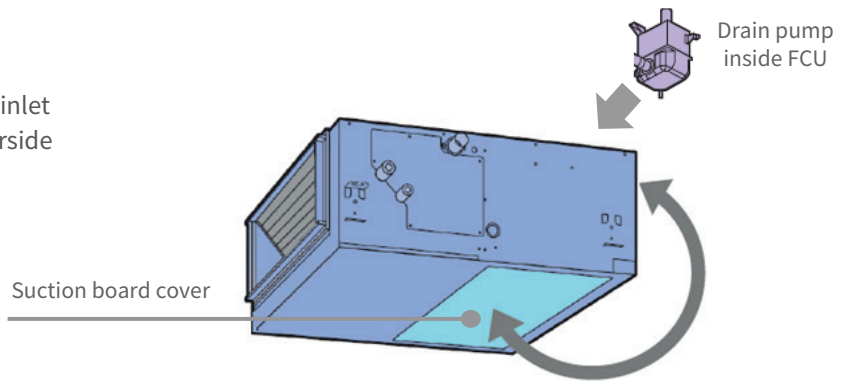


FLEXIBILITY

External static pressure up to 120Pa

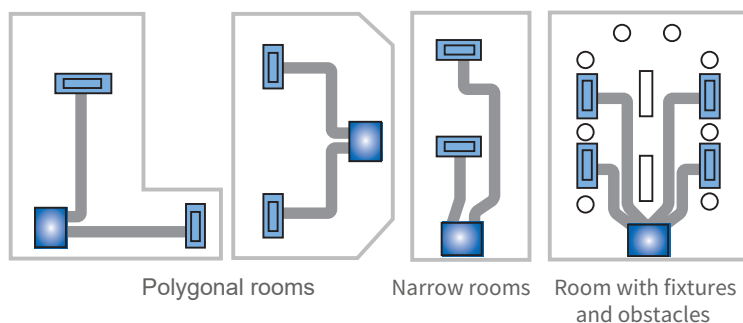
Its flexible design allows the inlet air to be configured between the standard rear inlet design or as an alternative from the underside of the unit. There is also provision for a fresh air intake supply via a pre-punched knockout hole

Compact and thin chassis measuring just 275mm in height



Built-in high-lift drain pump

Airzone compatibility: multiple individual controlled rooms with only one indoor unit



Polygonal rooms

Narrow rooms

Room with fixtures and obstacles

TECHNICAL SPECIFICATION

RAV-GVXXX1UP-IN SPI CLASSIC

Equivalent		HP	2.0	3.0	4.0	5.0	6.0
Model Name	Indoor unit (RAV-)		GV1801UP-IN	GV2401UP-IN	GV3601UP-IN	GV4201UP-IN	GV4801UP-IN
	Outdoor unit (RAV-)		GV1801AP-IN	GV2401AD-IN	GV3601A8D-IN	GV4201A8P-IN	GV4801A8P-IN
Power supply (Outdoor unit)			1-phase 50Hz 230V		3-phase 50Hz 400V		
Cooling capacity	kW		5.3 (1.3 - 5.6)	7.0 (1.3 - 8.0)	10.6 (3.5 - 11.2)	12.3 (3.5 - 13.2)	14.1 (3.5 - 15.9)
Power consumption	kW		1.58	2.23	3.42	4.10	4.78
EER			3.35	3.18	3.10	3.00	2.95
ISEER			4.42 (4 Star)	4.56 (4 Star)	4.01 (5 Star)	4.03 (5 Star)	4.09 (5 Star)
Indoor unit	Airflow (H/M/L) m ³ /h		1050/870/780	1230/960/810	1800/1530/1230	1860/1530/1230	2130/1500/1260
	Sound pressure level (H/M/L) dB(A)		32/29/28	35/31/28	47/44/39	48/44/39	48/44/39
	Panel model*		RBC-U31PGXP(W)-IN1				
	Dimensions (HxWxD)	Main unit mm	256x840x840	256x840x840	256x840x840	256x840x840	319x840x840
		Panel* mm	30x950x950	30x950x950	30x950x950	30x950x950	30x950x950
Weight	Main unit kg	18	20	20	20	24	
	Panel* kg	4	4	4	4	4	
Outdoor unit	Refrigerant charge (R32) kg		0.7	0.9	1.05	1.05	1.2
	Sound pressure level dB(A)		52	52	53	54	58
	Dimensions (HxWxD) mm		550x780x290	550x780x290	890x900x320	890x900x320	890x900x320
	Weight kg		27	32	52	52	53
Piping connections	Liquid side mm	6.4	9.5	9.5	9.5	9.5	
	Gas side mm	12.7	15.9	15.9	15.9	15.9	
Max. total pipe length m		25	25	30	30	50	
Max. height m		10	10	20	20	30	
Operation range °C		15 ~ 46	15 ~ 46	15 ~ 46	15 ~ 46	15 ~ 46	

*Panel to be purchased separately

Rated conditions: Indoor Air temperature 27°C DB / 19°C WB, Outdoor Air temperature 35°C DB.

Star rating as per standards & labelling program of Bureau of Energy Efficiency.

Airflow measured is at high fan speed.

RAV-GVXXX1BP-IN SPI CLASSIC

Equivalent		HP	2.0	3.0	4.0	5.0	6.0
Model Name	Indoor unit (RAV-)		GV1801BP-IN	GV2401BP-IN	GV3601BP-IN	GV4201BP-IN	GV4801BP-IN
	Outdoor unit (RAV-)		GV1801AP-IN	GV2401AP-IN	GV3601A8P-IN	GV4201A8P-IN	GV4801A8P-IN
Power supply (Outdoor unit)			1-phase 50Hz 230V		3-phase 50Hz 400V		
Cooling capacity	kW		5.3 (1.3 - 5.6)	7.1 (1.3 - 8.0)	10.6 (3.5 - 11.2)	12.3 (3.5 - 13.2)	14.1 (3.5 - 15.9)
Power consumption	kW		1.60	2.29	3.40	4.10	4.78
EER			3.31	3.10	3.12	3.00	2.95
Indoor unit	Airflow (H/M/L) m ³ /h		900/720/540	1440/1220/960	1710/1260/830	2100/1650/1260	2100/1650/1260
	External static pressure	Standard Pa	30	30	30	50	50
		Upper-Lower Pa	120-30	120-30	120-30	120-30	120-30
	Sound pressure level (H/M/L) dB(A)		33/29/25	41/37/34	44/42/39	44/42/39	44/42/39
	Dimensions (HxWxD) mm		275x700x750	275x1000x750	275x1000x750	275x1400x750	275x1400x750
Weight kg		23	31	31	41	41	
Outdoor unit	Refrigerant charge (R32) kg		0.7	0.9	1.05	1.05	1.2
	Sound pressure level dB(A)		52	52	53	54	58
	Dimensions (HxWxD) mm		550x780x290	550x780x290	890x900x320	890x900x320	890x900x320
	Weight kg		27	32	52	52	53
Piping connections	Liquid side mm	6.4	9.5	9.5	9.5	9.5	
	Gas side mm	12.7	15.9	15.9	15.9	15.9	
Max. total pipe length m		25	25	30	30	50	
Max. height m		10	10	20	20	30	
Operation range °C		15 ~ 46	15 ~ 46	15 ~ 46	15 ~ 46	15 ~ 46	

Rated conditions: Indoor Air temperature 27°C DB / 19°C WB, Outdoor Air temperature 35°C DB.

Airflow measured is at high fan speed.



TOSHIBA SERVICE HELPLINE
1800 3000 3545
1800 1021 421

For more details, please contact our sales office:



Corporate & Registered Office: Carrier Airconditioning & Refrigeration Ltd, Kherki Daula Post, Narsingpur, Gurgaon 122004, Tel: 0124-4825500
Sales Offices:— **Ahmedabad:** 079-44820400/401 **Ghaziabad:** 0120-4183260 **Bangalore:** 080-43442000 **Bhubaneswar:** 9778030033 **Chandigarh:** 0172-5007549/50 **Chennai:** 044-66448888 **Cochin:** 0484-4029000/001, **Coimbatore:** 7397444250 **Daryaganj:** 011-23244491, 9810973264
Delhi/NCR: 0124-4873200 **Goa:** 9987868667 **Guwahati:** 9831079624 **Hyderabad:** 040-4181 2222 **Indore:** 0731-2445200 **Jaipur:** 0141-4921737 / 738 **Kolkata:** 033-40592000/3000 **Lucknow:** 0522-4158701/704 **Navi Mumbai/Thane:** 9167788252 **Mumbai:** 022-61700700 **Nagpur:** 9881714903
Patna: 7070621177 **Pune:** 020-48571000 **Raipur:** 9752542882 **Surat:** 7433920332

September 2022

CIN: U74999HR1992FLC036104

Website: www.toshibaac.in

E-mail: info@toshibaac.in

TOSHIBA

This catalogue provides certain general information and is intended for general guidance only and Carrier is not liable for any damage arising out of the use of the catalogue. The Manufacturer reserves the right to change any product specification without prior notice.

All Proprietary Rights Reserved by Carrier.